

User Manual for Item #P5257

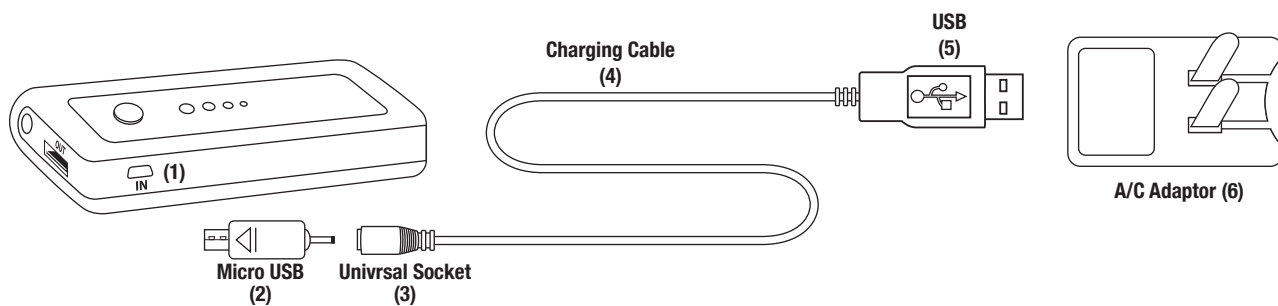
Product Description

This powerful charger bank keeps your electronic devices running all day long! It can be charged from an A/C wall outlet or PC and takes about 5 hours to be fully charged. Once it is fully charged, it will be able to charge one and a half iPhone 5! It recharges most brands of tablets, iPad, iPhone 5 & 4, Samsung Galaxy and most brands of smart phones, and GPS. It also comes with a bright LED at the top end that can be used as a flash light. It is compact and lightweight, making it easy to store in your purse or briefcase.

Checking The Battery Level

- There are four indication lights to show how much power is stored in the battery pack .
 - One light indicates the power: 0-25%
 - Two lights indicates the power: 25-50%
 - Three lights indicates the power 50-75%
 - Four lights indicates the power 75-100%
- It needs to have at least two lights lit up to be able to start charging.
- It is recommended to fully charge the battery prior to first use

Charging The Battery Pack From A/C Power Outlets

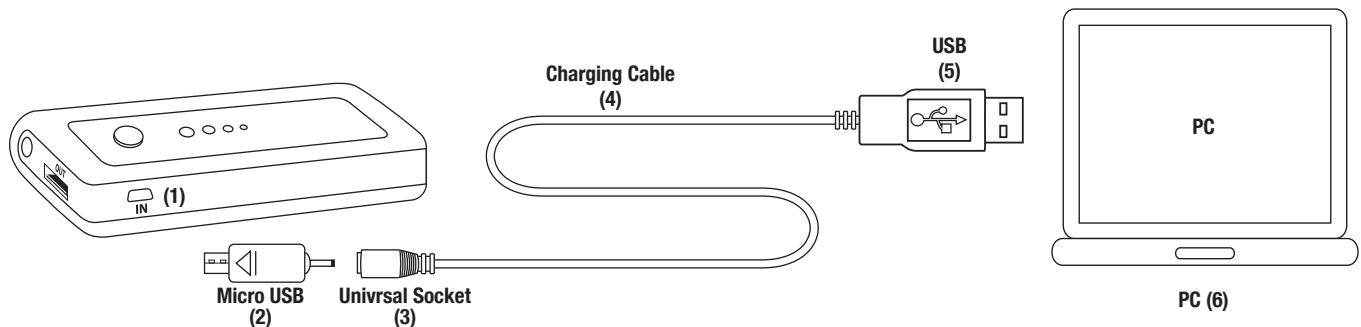


Please refer to the diagram above for connections.

- Take the charging cable (4) and plug the USB end (5) into the socket of A/C adaptor (6).
- Find a micro USB attachment (2) and insert it into the universal socket (3) on the other end of the charging cable (4)
- Plug the micro USB (2) into the battery pack socket where it is marked "in" (1).
- After this connection is completed, plug the A/C adaptor into the A/C power outlet to start charging.

Note: When all 4 lights are lit up, it means the battery pack is fully charged. It takes about 5 hours to fully charge the battery pack via A/C power outlets.

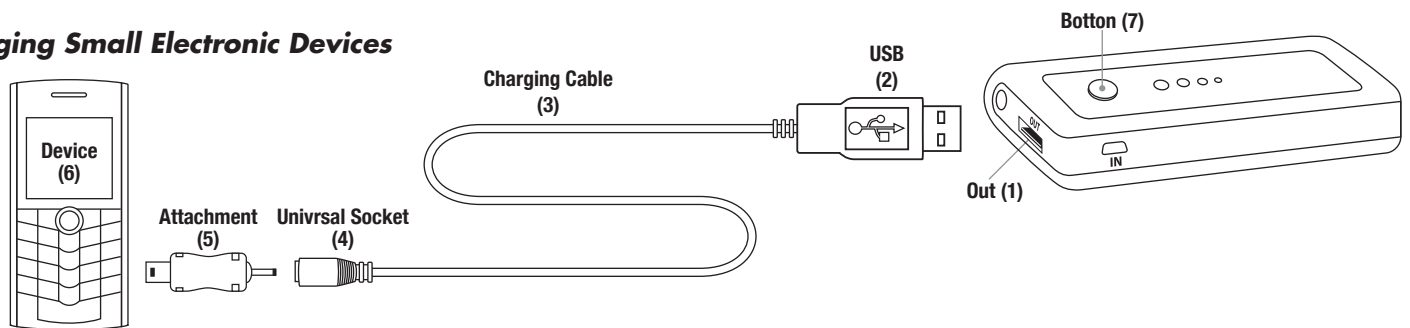
Charging The Battery Pack From a PC



Please refer to the diagram above for connection.

- Find a micro USB attachment (2) and insert it into the universal socket (3) of the charging cable (4).
- Plug the micro USB into the battery pack socket where it is marked "in" (1).
- Plug the USB end (5) into the PC socket.

Charging Small Electronic Devices



Please refer to the diagram above for connections

- Plug the USB end (2) of the charging cable (3) into the battery pack where it is marked "out" (1).
- Find a suitable attachment for your phone/device (5) and connect it to the universal socket (4) of the charging cable.
- Plug the suitable attachment into the device (6).
- After this connection is completed, press the button (7) on battery pack to trigger on the power.

Note: For iPhone 5 charging, you can eliminate all the charging cables and attachments, and just use the original cable from iPhone 5 to connect to the battery pack.

Flash Light

By clicking twice on the button, it will turn on the LED flash light, and clicking it twice again will turn it off. The brightness of the LED is 4 Lumen. It will last about 180 hours after it is fully charged.

Accessories Included

It includes 7 attachments for popular phones, such as the iPhone 4, Samsung Galaxy, Black Berry, HTC & Motorola Mini & Micro USB, LG, Nokia, and also comes with a charging cable, an A/C adaptor, and a nylon carrying bag.

Specifications

Battery Type: High Performance Li-ion battery

Capacity: 5200 mAh

Input Voltage: 5.0V + 0.2V

Output Voltage: 5.5V + 0.2V

Input Current: 1A max

Output Current: 1A max

Safety Warning:

- Do not expose the product to rain or water.
- Keep the product away from fire or high temperature and moisture.
- Do not attempt to modify or dismantle the battery.
- Do not short circuit the battery.
- This product is not a toy; keep away from children.

1-YEAR LIMITED WARRANTY

Preferred Nation warrants, to the original purchaser, the product to be free from defects in materials and workmanship for one year from the original purchase date. For warranty services, you must provide the receipt with proof of the original purchase date.

If a defect occurs, Preferred Nation will, at its discretion, repair or replace the defective unit. Preferred Nation reserves the right to use reconditioned parts that are equivalent or superior to the original factory specifications. Replacement parts are warranted to be free from defects in materials and workmanship for thirty days or for the remainder of the limited warranty period of the product, whichever is longer.

This warranty only covers normal use for which the product is designed. This warranty does not cover any damage cause by accident, abuse, misuse, improper installation, negligence, or improper shipping.

Preferred Nation is not liable for any damage to devices or damage & loss of any programs, data, or other information stored on any media contained within the devices.

For warranty services, please return the damaged product with proof of purchase, at your expense, to our customer service department at Preferred Nation, 5911 Schaefer Ave., Chino, CA 91710. Please allow approximately 30 days for the warranty service repair.